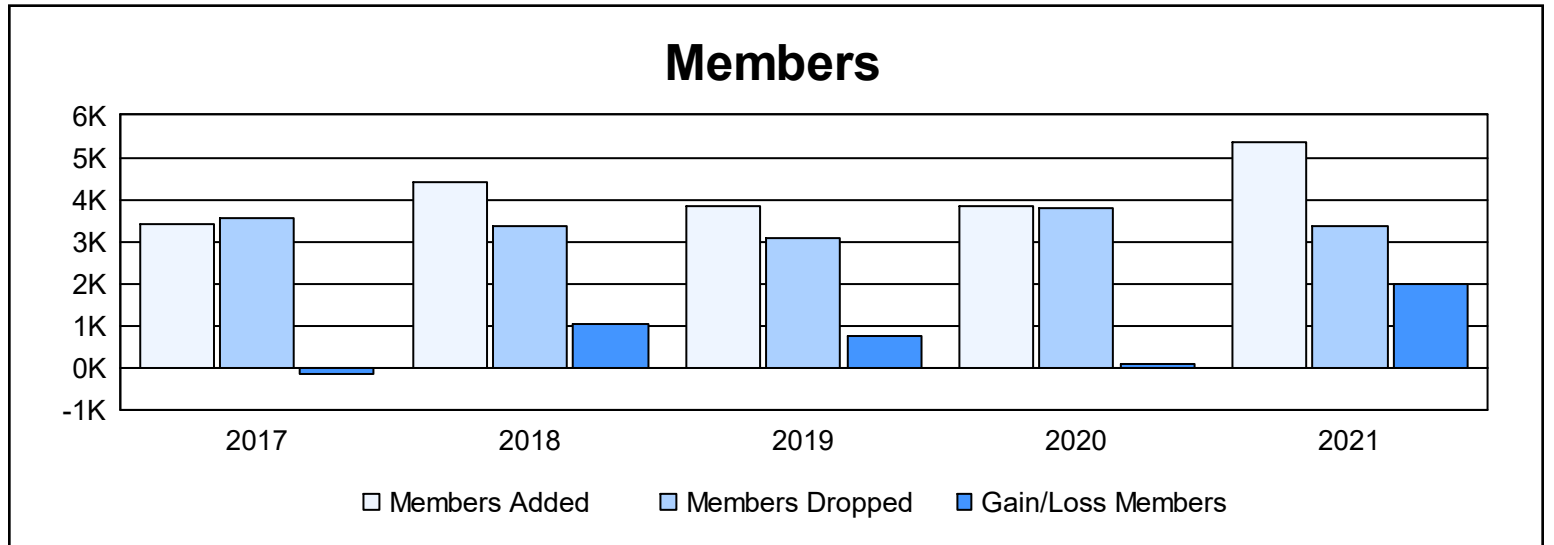
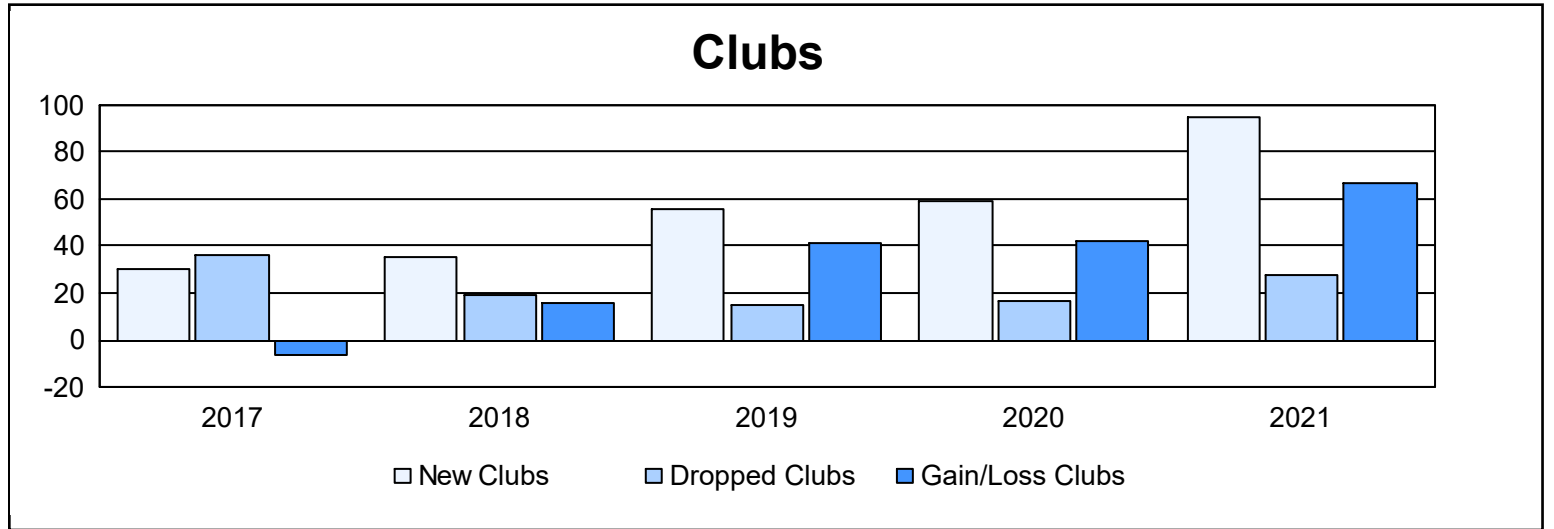
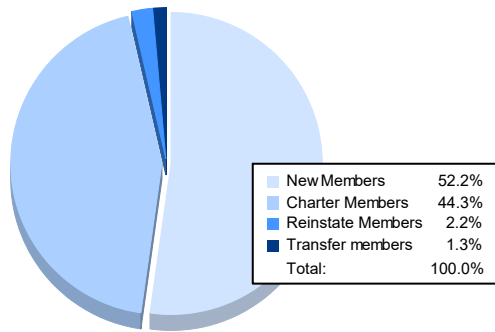


Year	New Clubs	Dropped Clubs	Gain/Loss Clubs	New Members	Charter Members	Reinstate Members	Transfer Members	Total Member Added	Total Members Dropped	Gain/Loss Members
2016-2017	30	36	-6	2,189	844	330	39	3,402	3,564	-162
2017-2018	35	19	16	3,127	987	252	46	4,412	3,381	1,031
2018-2019	56	15	41	1,997	1,607	216	28	3,848	3,098	750
2019-2020	59	17	42	1,871	1,621	291	63	3,846	3,779	67
2020-2021	95	28	67	2,801	2,373	118	70	5,362	3,358	2,004
Average	55	23	32	2,397	1,486	241	49	4,174	3,436	738



Membership Composition June 2021 Cumulative



Gender Composition June 2021 Cumulative

